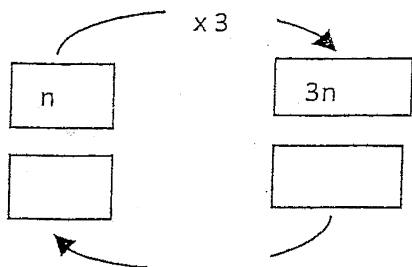
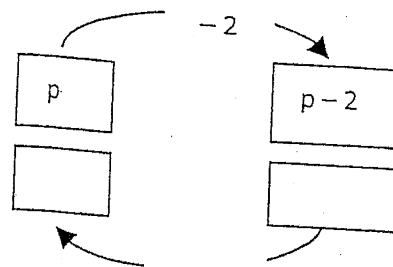


Emploie les schémas pour résoudre les équations.

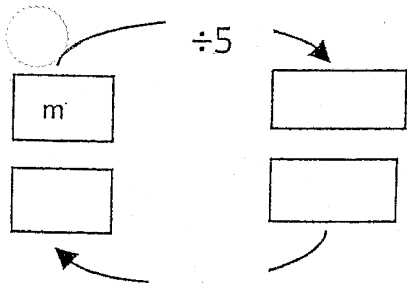
①  $3n = 36$



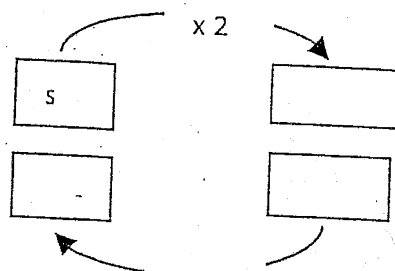
2.  $p - 2 = 8$



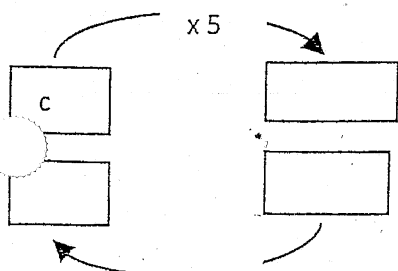
②  $\frac{m}{5} = 10$



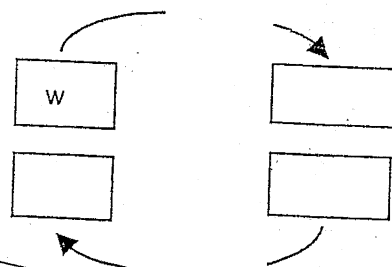
4.  $2s = 6$



③  $5c = -35$



6.  $\frac{w}{5} = 1,2$



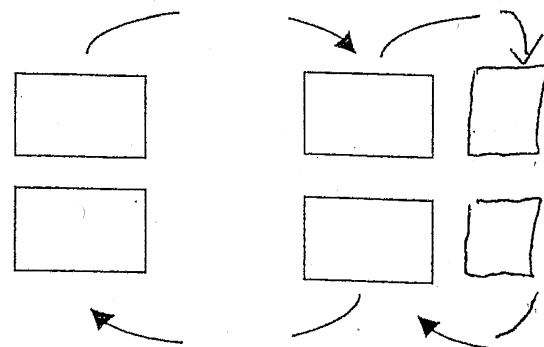
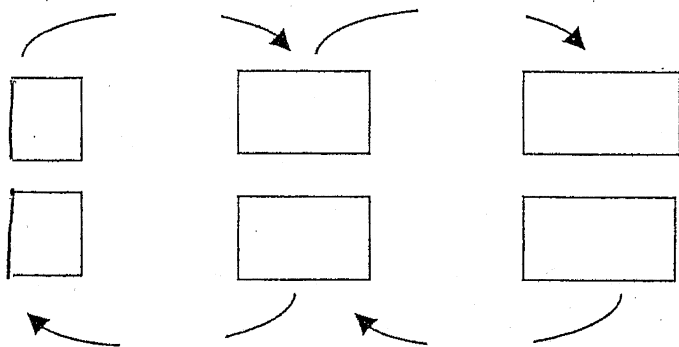
réponses ①  $n=12$  ②  $p=10$  ③  $m=50$   
④  $s=3$  ⑤  $c=-7$  ⑥  $w=6$

Emploie les schémas pour construire  
et résoudre les équations.

Vérifie tes réponses.

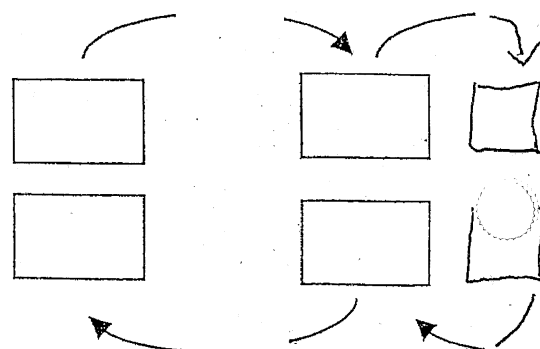
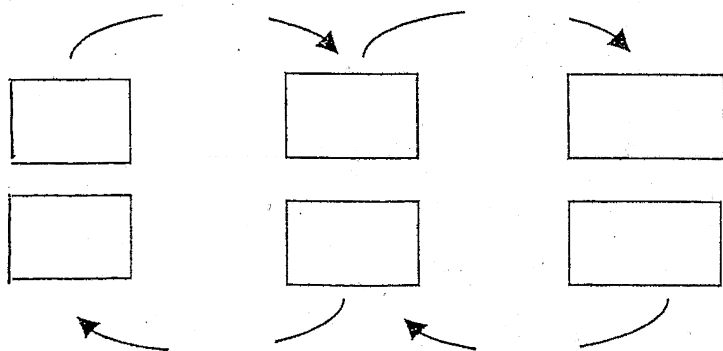
①  $3f + 2 = 14$

2.  $-5a - 9 = 1$

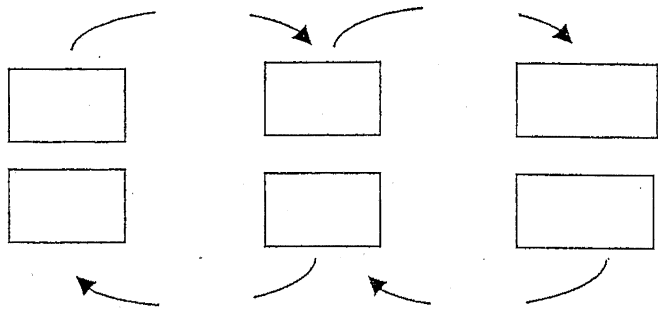


②  $\frac{p}{2} - 5 = 2$

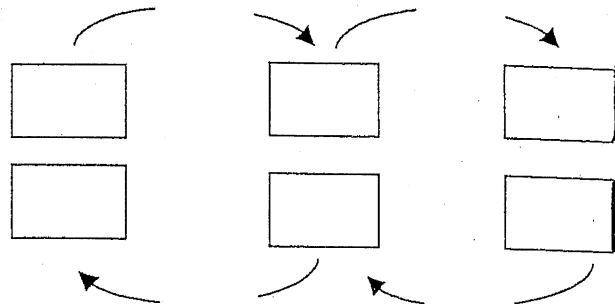
4.  $\frac{r}{4} + 2,5 = 3,5$



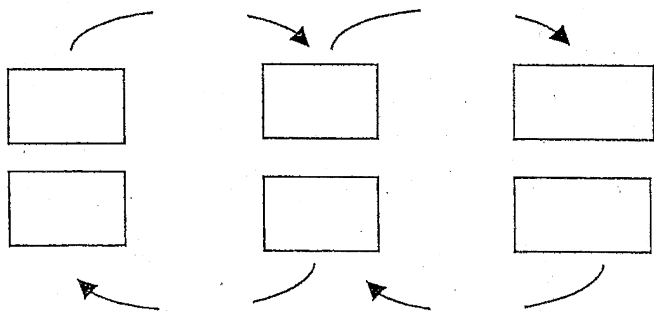
5.  $-5 = -20x + 81$



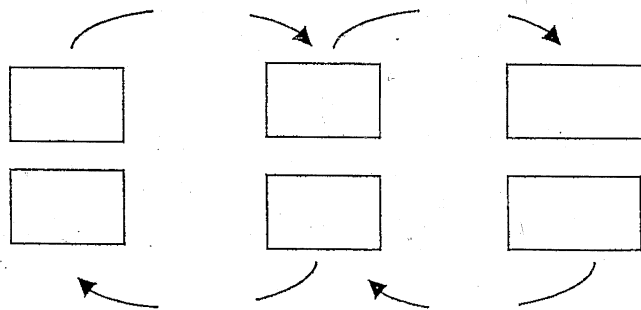
6.  $250 + 3,5n = 670$



7.  $\frac{m}{6} - 1,5 = -7$



8.  $-2c - 30,5 = -22,5$



réponses

- ①  $f = 4$  ②  $a = -2$   
 ③  $p = 14$  ④  $r = 4$  ⑤  $x = \frac{43}{10}$   
 ⑥  $n = 120$  ⑦  $m = -33$  ⑧  $c = -4$

